



# Report on COVID-19 Outbreaks in Nursing Homes and Community Hospitals

Health Protection Surveillance Centre, December 6<sup>th</sup> 2023

**Dates to note:**

**Week 10 2020 (1<sup>st</sup> to 7<sup>th</sup> March 2020) – The beginning of the pandemic in Ireland**

**Week 40 2022 (2<sup>nd</sup> to 8<sup>th</sup> October 2022) to week 20 2023 (14<sup>th</sup> to 20<sup>th</sup> May 2023) – The 2022/2023 winter respiratory season in Ireland**

**Week 40 2023 (1<sup>st</sup> to 7<sup>th</sup> October 2023) – The beginning of the 2023/2024 winter respiratory season in Ireland**

**Week 47 2023 (19<sup>th</sup> to 25<sup>th</sup> November 2023)**

**Note: The epidemiological weeks in this report, run from Sunday to Saturday, please refer to the surveillance resources on the HPSC website for a complete list of epidemiological weeks with start and end dates.**

**<https://www.hpsc.ie/notifiablediseases/resources/epidemiologicalweeks/>**

***Note: Data were extracted from the Computerised Infectious Disease Reporting (CIDR) system on 04/12/2023. These data are provisional and subject to ongoing review, validation and update. As a result, figures in this report may differ from previously published figures.***

## Notes

The following report provides information on COVID-19 outbreaks/clusters notified on CIDR to midnight November 25<sup>th</sup> (week 47) 2023 and extracted from CIDR 3.30pm on December 4<sup>th</sup> 2023.

Data are provisional and subject to ongoing review, validation and updating. For this reason, data reported may not match data previously reported or outbreaks data reported in the future for the same time period. Furthermore, the number of linked cases is based on the number of linked cases at the time of extraction from CIDR and an outbreak may increase in size since the time of extraction due to more cases occurring or more information becoming available on CIDR.

**Sincere thanks are extended to all those who are participating in the collection of data and reporting of data used in this report, particularly under the current challenging circumstances.**

This includes the HSE COVID-19 Contact Management Programme (CMP), staff in ICU units, notifying clinicians, laboratory staff, Public Health doctors, Nurses, Surveillance Scientists, Microbiologists and Administrative staff.

# COVID-19 outbreaks in Nursing Homes and Community Hospitals, week 10 2020 to week 47 2023

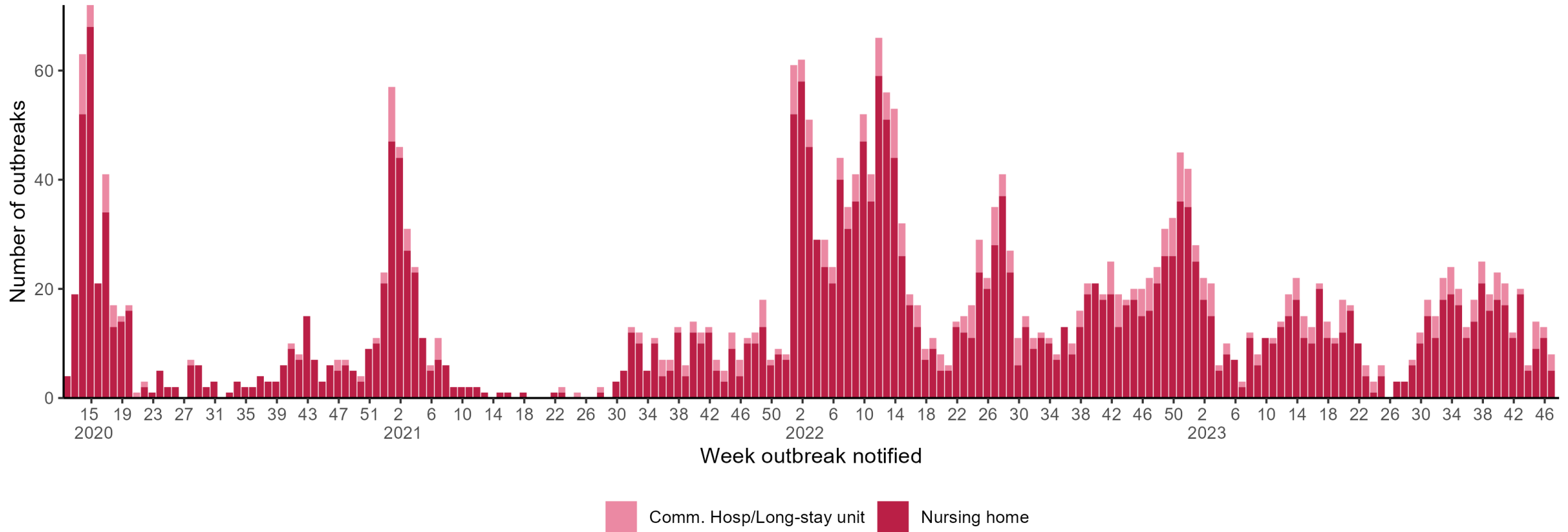


Year	Outbreak		
	Number of outbreaks	Number of cases*	Number of deaths#
<b>2020</b>	440	11374	1468
<b>2021</b>	427	9771	1053
<b>2022</b>	1413	23627	518
<b>2023 to date</b>	644	6478	45
<b>Total</b>	2924	51250	3085

\*the larger among number ill, the aggregate number of confirmed cases reported and the number of confirmed linked cases. From 2022, includes cases confirmed by PCR or Antigen testing

#the larger between the aggregate number of outbreak deaths reported and the number of linked cases (confirmed and probable) who died

# Weekly number of COVID-19 outbreaks in Nursing Homes and Community Hospitals, week 10 2020 to week 47 2023



# COVID-19 outbreaks in Nursing Homes and Community Hospitals, 2022/2023 winter season and 2023/2024 winter season to date

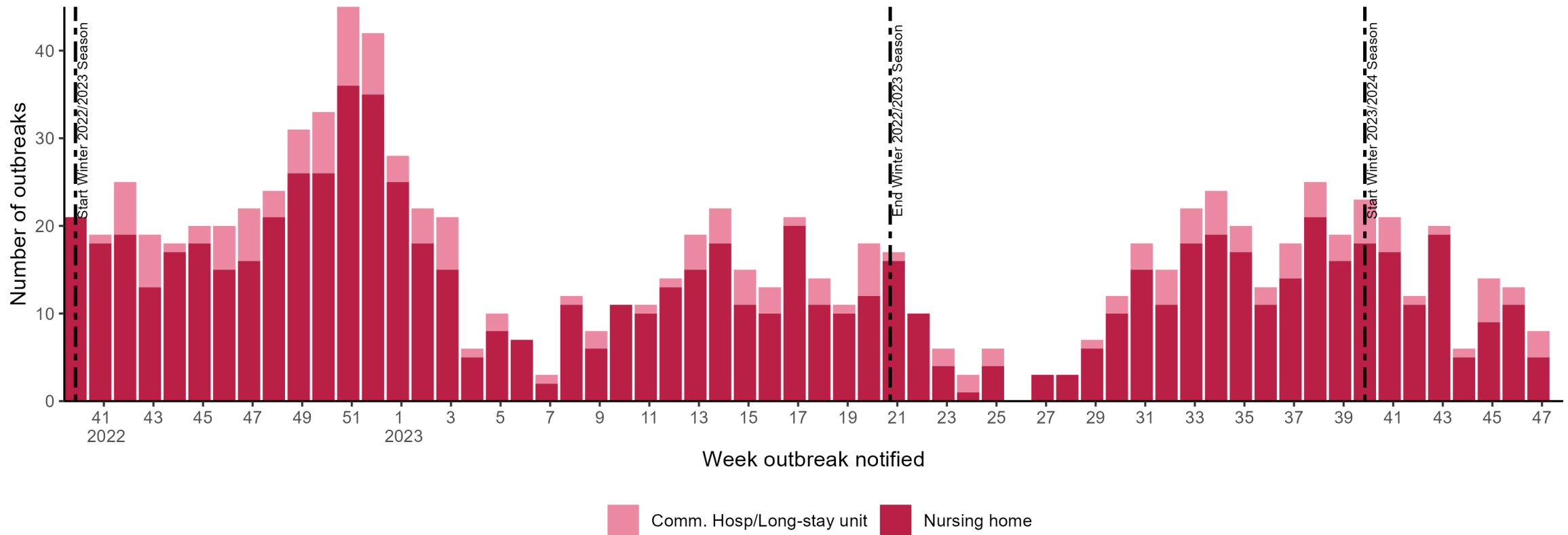


Year	Outbreak		
	Number of outbreaks	Number of cases*	Number of deaths#
<b>2022/2023 winter season</b>	625	7257	99
<b>Week 44 to week 47 2023</b>	117	1051	4

\*the larger among number ill, the aggregate number of confirmed cases reported and the number of confirmed linked cases. From 2022, includes cases confirmed by PCR or Antigen testing

#the larger between the aggregate number of outbreak deaths reported and the number of linked cases (confirmed and probable) who died

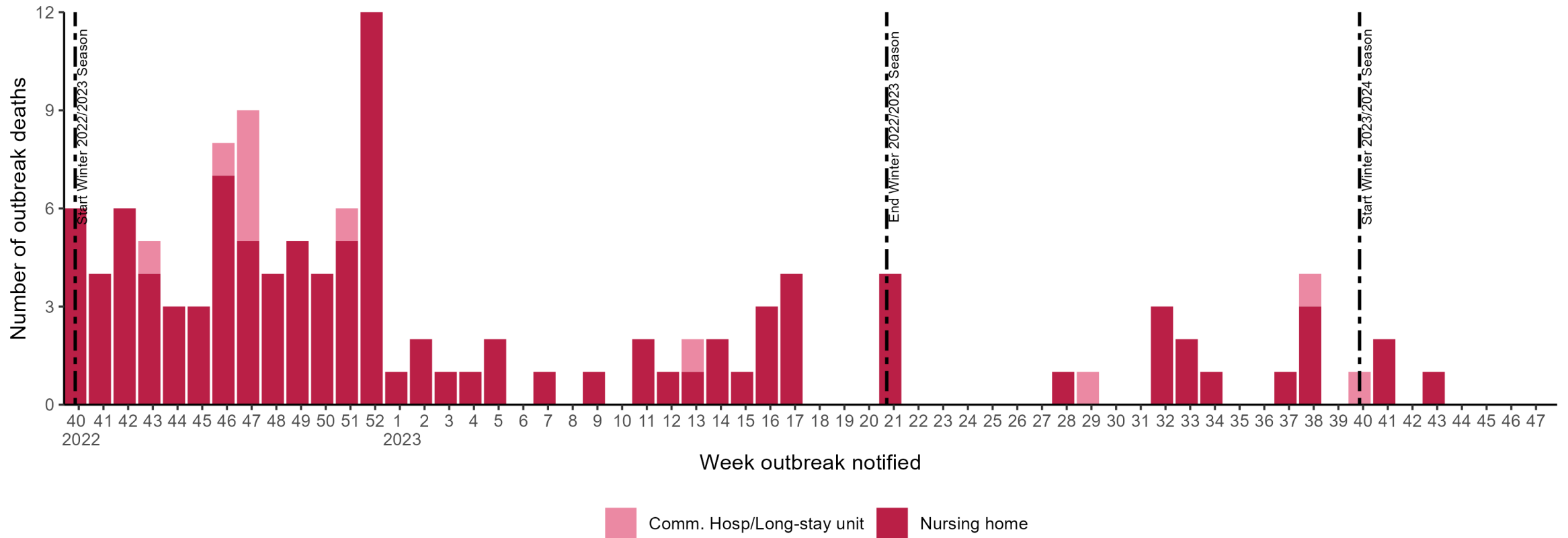
# Cases associated with COVID-19 outbreaks in Nursing Homes and Community Hospitals, week 40 2022 to end week 47 2023



- For outbreaks reported in week 46 2023, the number of outbreak associated cases was 46
- The peak in weekly case numbers in the winter 2022/2023 season was in outbreaks reported in week 49 2022 with 561 cases

Note: Numbers of associated cases are based on the larger among number ill, the aggregate number of confirmed cases reported and the number of confirmed linked cases

# Deaths associated with COVID-19 outbreaks in Nursing Homes and Community Hospitals by week of outbreak notification, week 40 2022 to end week 47 2023



- To date in the 2023/2024 winter season as there was four deaths associated with outbreaks in these settings

Note: Number of associated deaths is based on the larger between the aggregate number of deaths reported and the number of linked cases who died (confirmed and probable) per outbreak

# Burden of disease associated with COVID-19 outbreaks in Nursing Homes and Community Hospitals, week 40 2023 to end week 47 2023



Outbreak Location	Outbreak		
	Number of outbreaks	Number of cases*	Number of deaths#
Comm. Hosp/Long-stay unit	22	173	1
Nursing home	95	878	3
<b>Total</b>	<b>117</b>	<b>1051</b>	<b>4</b>

\*the larger among number ill, the aggregate number of confirmed cases reported and the number of confirmed linked cases. From 2022, includes cases confirmed by PCR or Antigen testing

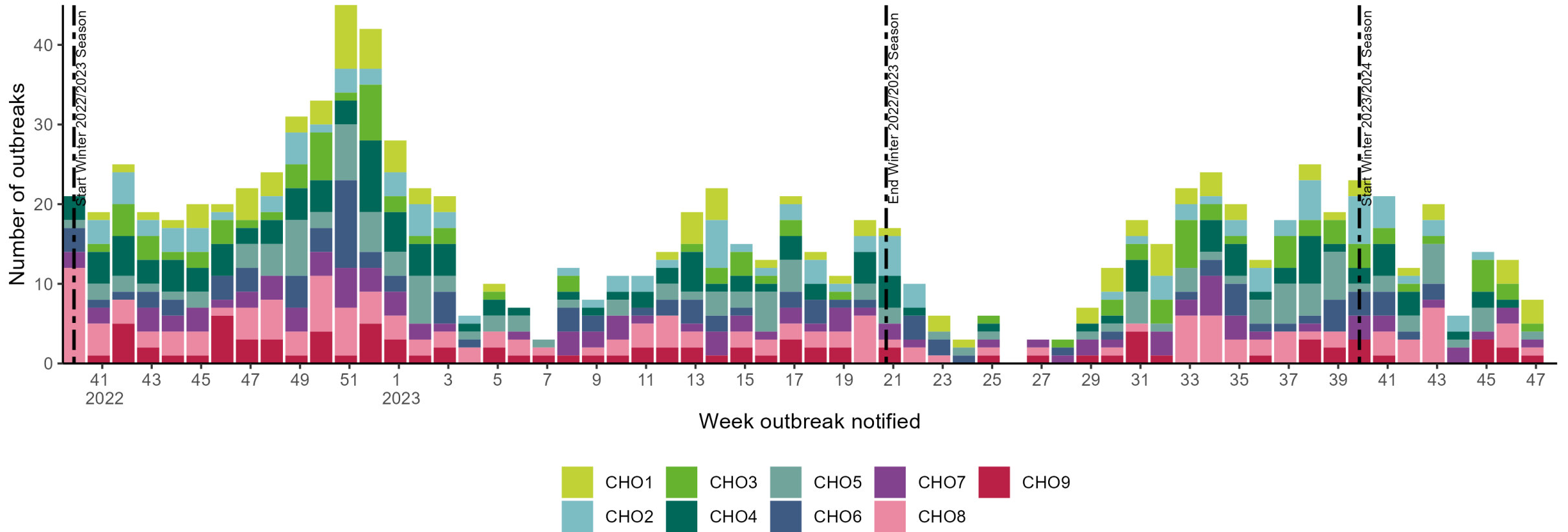
#the larger between the aggregate number of outbreak deaths reported and the number of linked cases (confirmed and probable) who died

## Week 40 2023 to week 47 2023:

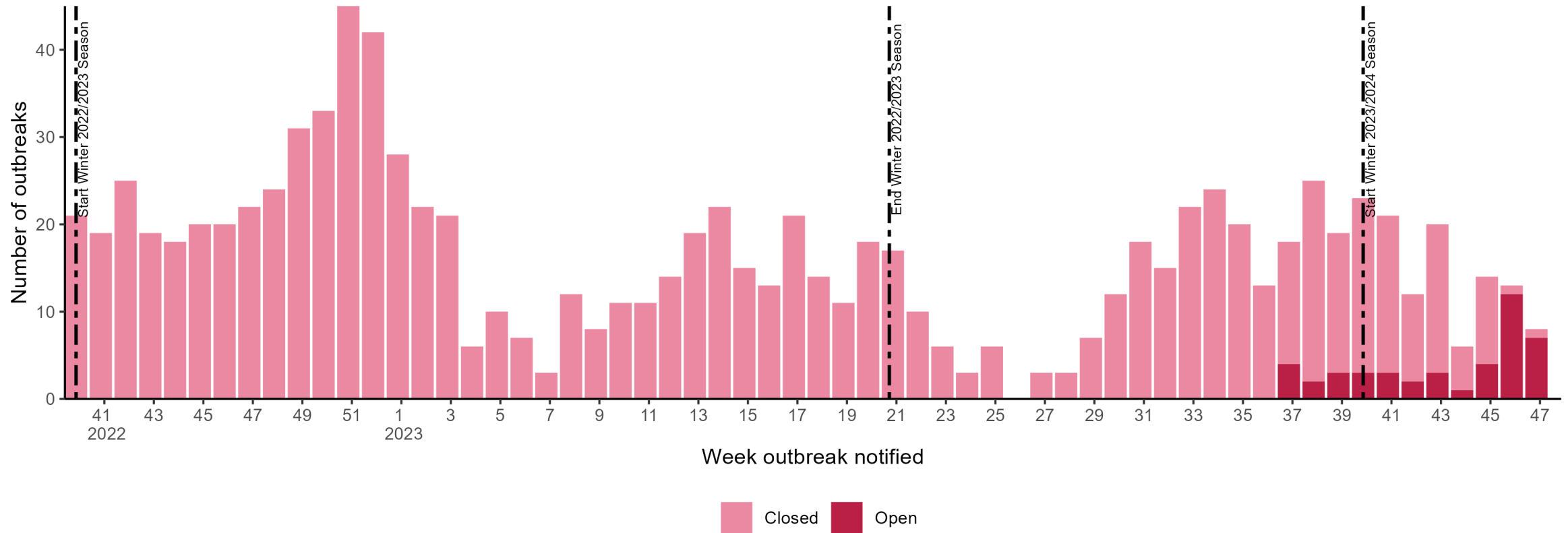
- 117 outbreaks to date
- 1051 cases were reported associated with these outbreaks
- There were four outbreak associated deaths among the 1051 cases reported (0.4%)



# Regional distribution of outbreaks in Nursing Home and Community Hospitals, week 40 2022 to end week 47 2023

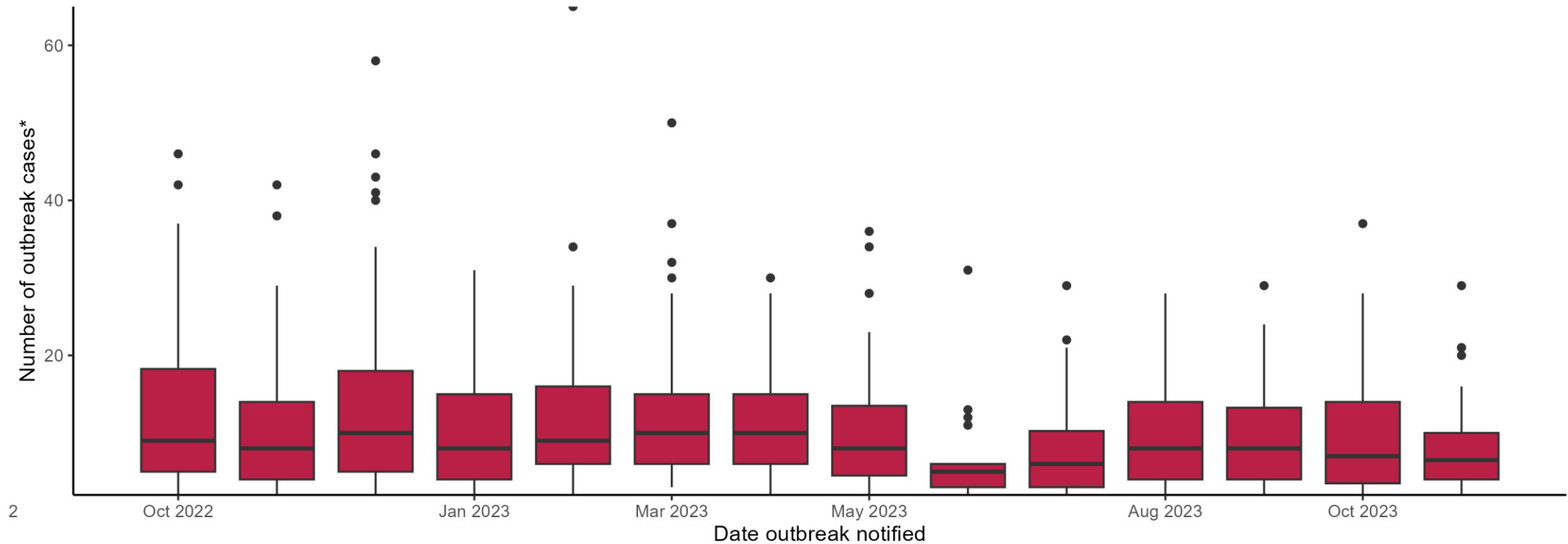


# Open and closed outbreaks by week in Nursing Home and Community Hospitals, week 40 2022 to end week 47 2023



- On CIDR, 49 outbreaks are reported as being still open in these settings

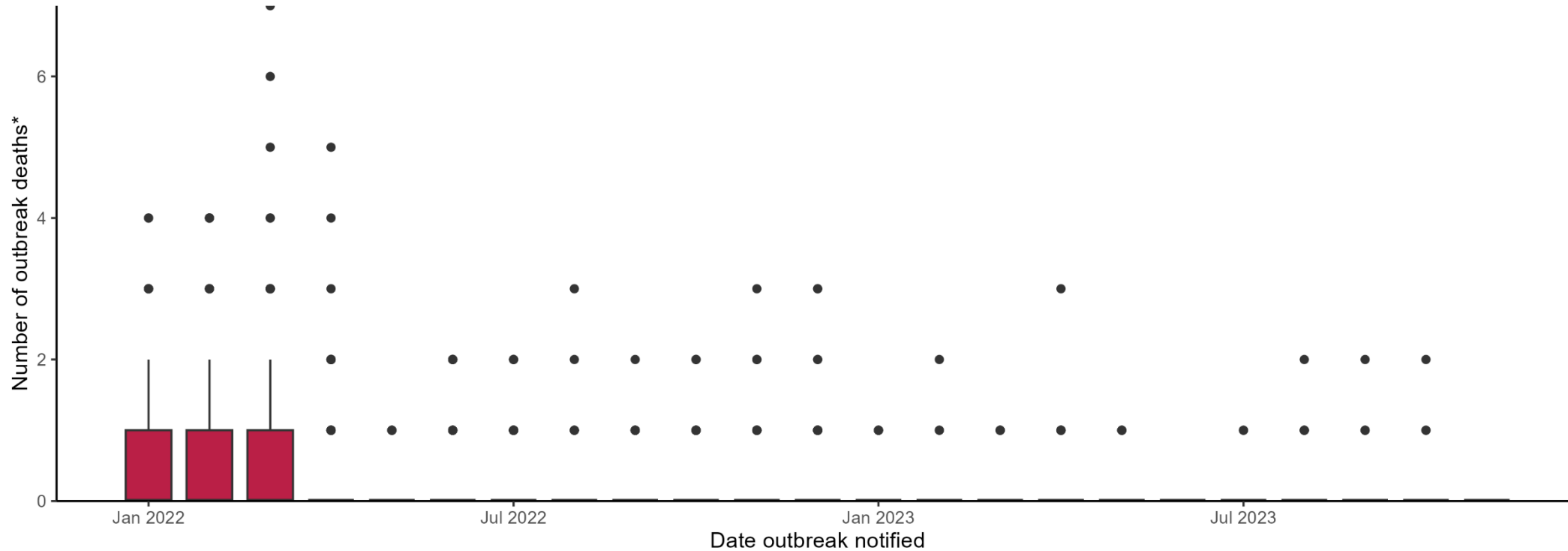
# Distribution of outbreak size\* by month of outbreak notification



- The median outbreak size has remained relatively low since the vaccination programme commenced in January/February 2021
- The median outbreak size for outbreaks reported in March 2022 increased to 21, reduced to 6.5 in November 2023

\*Outbreak size is based on the larger among number ill, the aggregate number of confirmed cases reported and the number of confirmed linked cases

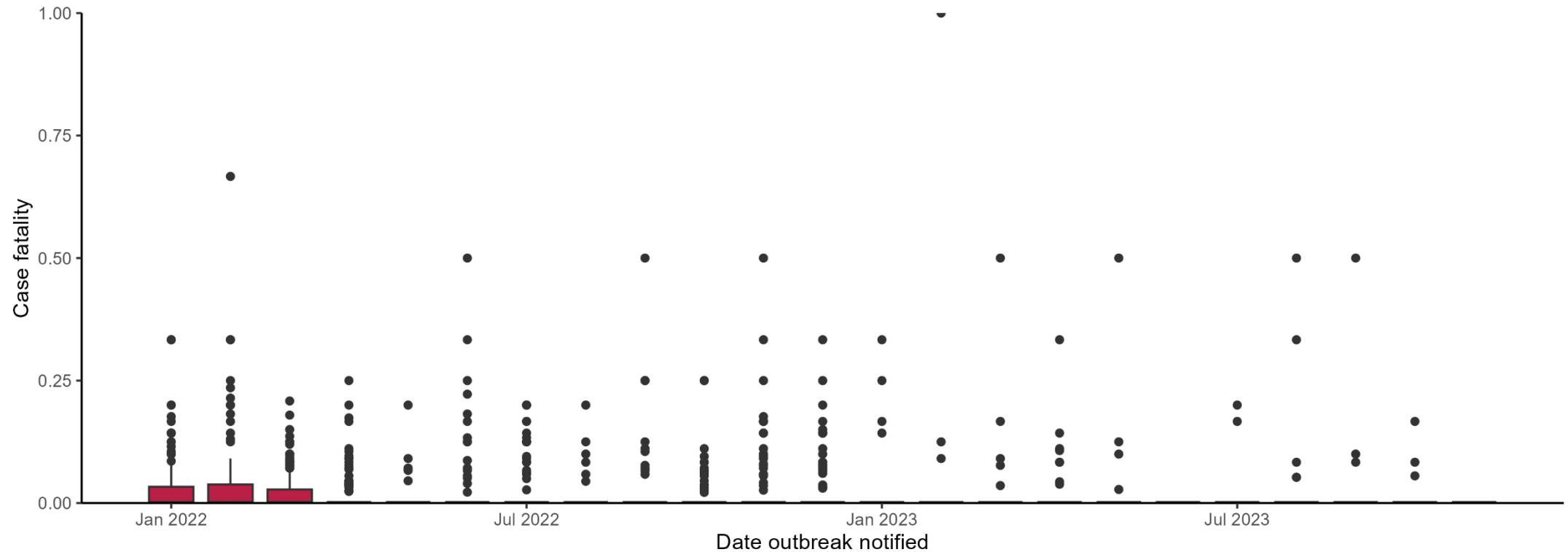
# Distribution of number of associated deaths\* per outbreak by month of outbreak notification



- The median number of deaths per outbreak has remained relatively low since the vaccination programme commenced in January/February 2021
- The monthly median number of deaths per outbreak has remained at zero since November 2021
- Note: Later outbreaks in the series may still be accruing cases and deaths

\*Number of associated deaths is based on the larger between the aggregate number of deaths reported and the number of linked cases who died (confirmed and probable). Only outbreaks with case information (aggregate or disaggregate) are included in this calculation

# Distribution of outbreak case fatality\* by month of outbreak notification



- The median outbreak case fatality has remained relatively low since the vaccination programme commenced in January/February 2021
- The monthly median outbreak case fatality has remained at zero since November 2021
- Note: Later outbreaks in the series may still be accruing cases and deaths

\*Case fatality is calculated as the number of associated deaths (defined slide 12) as a percentage of the outbreak size (defined slide 11). Only outbreaks with case information (aggregate or disaggregate) are included in this calculation